



Clarus Evo

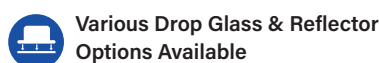
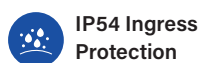
Customisable Downlight



Technical

• Input Voltage	AC 200-240V
• Beam Spread	60°
• CRI	>80
• Input Voltage	AC 200-240V
• Power Factor	>0.9
• Typical UGR	<19
• Lamp Type	COB
• Operating Temp.	-20 to +45°C
• Materials	Aluminium & Polycarbonate
• IP Rating	IP54
• IK Rating	IK06
• Dimmable	On Request
• Lifetime	50,000 hours, L90-B10 (Ta 25 °C)
• Cut Out	130mm/160mm/205mm
• Emergency Output	275Lm

Clarus Evo Features



Clarus Evo					
Part Code	Size	Power	Efficacy	Output	Kelvin
CLE-10-145-FR-NW	145mm	10W	110Lm/cW	1100Lm	4000K
CLE-15-172-FR-NW	172mm	15W	110Lm/cW	1650Lm	4000K
CLE-20-172-FR-NW	172mm	20W	110Lm/cW	2200Lm	4000K
CLE-25-228-FR-NW	228mm	25W	110Lm/cW	2750Lm	4000K
CLE-30-228-FR-NW	228mm	30W	110Lm/cW	3300Lm	4000K
CLE-35-228-FR-NW	228mm	35W	110Lm/cW	3850Lm	4000K

Net Weight	Diameter (A)	Height (B)	Cut Out (C)
0.475kg	Ø145mm	78mm	130mm
0.705kg	Ø172mm	90mm	160mm
1.135kg	Ø228mm	99mm	205mm

Option	Option Code
3 Hour Emergency (Indicator in Bezel)	+ /EM
Black Bezel Option	Contact Office
Dimming Options	See Below - Contact Office

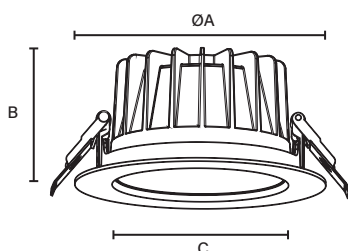


SILVAIR CASAMBI

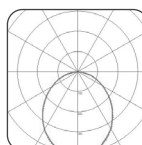
Accessories

Please see on next page.

Dimensions



Photometric Data



Energy Efficiency Rating



Clarus Evo Accessories

Polo

Frosted Drop Glass



145mm	PART CODE	CLE-145-PR
172mm	PART CODE	CLE-172-PR
228mm	PART CODE	CLE-228-PR

Full-Circle

Frosted Drop Glass



145mm	PART CODE	CLE-145-FC
172mm	PART CODE	CLE-172-FC
228mm	PART CODE	CLE-228-FC

Black

60-Degree Reflector



145mm	PART CODE	CLE-145-BLR
172mm	PART CODE	CLE-172-BLR
228mm	PART CODE	CLE-228-BLR

Matt Silver

60-Degree Reflector



145mm	PART CODE	CLE-145-MSR
172mm	PART CODE	CLE-172-MSR
228mm	PART CODE	CLE-228-MSR

White

60-Degree Reflector



145mm	PART CODE	CLE-145-WHR
172mm	PART CODE	CLE-172-WHR
228mm	PART CODE	CLE-228-WHR

Anti-Vandal

Glass Attachment



145mm	PART CODE	CLE-145-AV
172mm	PART CODE	CLE-172-AV
228mm	PART CODE	CLE-228-AV